



ELBOW PLATING SYSTEM

A.L.P.S. Elbow Plating System

Sales Sheet

BIOMET®

A.L.P.S. Elbow Plating System

The A.L.P.S. Elbow Plating System is a comprehensive system designed for fixation of fractures, osteotomies, and non-unions of the humerus, radius, ulna and olecranon, particularly in osteopenic bone. The system includes anatomically contoured plates including Medial, Lateral, Posterior Lateral, Olecranon, Proximal Radial Head, and Coronoid designs. All plates have

TiMAX™ surface treatment for increased strength compared with stainless steel and standard titanium alloys. F.A.S.T. Guide® inserts technology have been designed into all implants for fast drilling as well as in-situ contouring to allow for a true anatomic fit.



TiMAX™

TiMAX™ Material

The Elbow Plating System takes advantage of TiMAX, an anodized Ti alloy, to provide a strong yet contourable plate. TiMAX proprietary surface treatment increases fatigue strength while decreasing frictional characteristics, notch sensitivity and the likelihood of galling of titanium.

This anodization process also creates a surface on the plate that discourages bony ingrowth, which can minimize complications during removal of the implants after fracture healing.

Low Profile Design

Low profile plates and screws were designed to help minimize discomfort and soft tissue irritation.

Plate Customization

Plates were designed to be modified in situ to meet the needs of the patient and the fracture.



Multiple Screw Options

Choose locking, non-locking, and multi-directional locking screws according to need and without compromising plate profile.

- Tapered, threaded screws lock into position to establish a fixed angle construct for strong fixation when bone quality is poor and optimal screw purchase is required.
- Cobalt Chrome Multi-directional locking screws (MDS) allow for a 25 degree cone of angulation and lock into the plate by creating their own thread without the risk of cold welding.
- Low profile non-locking screws provide the same profile as locking screws.
- Low profile non-locking screws can be paired with a washer to create axial compression in the oblong holes



F.A.S.T. GUIDE® Inserts, F.A.S.T. Tabs™, and Provisional Fixation Technology


Fast, accurate surgeries through F.A.S.T. GUIDE® Technology:

- Facilitate accurate drilling
- Pre-loaded and disposable
- Save time in the OR since no intraoperative assembly is required
- Color coded guides make plate identification easy

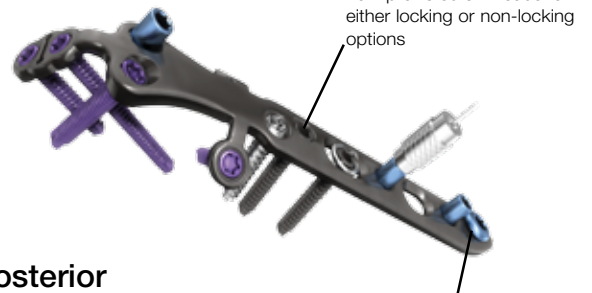
F.A.S.T. Tabs™ Technology enables in-situ contouring for true plate-to-bone conformity.

K-wire adapters convert any F.A.S.T. GUIDE® into a fixed angle K-wire hole

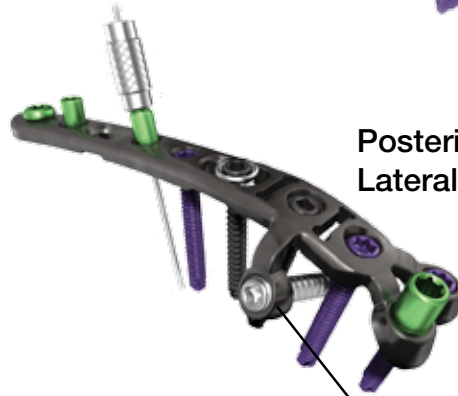
Proximal Radial Plate



Olecranon Plate

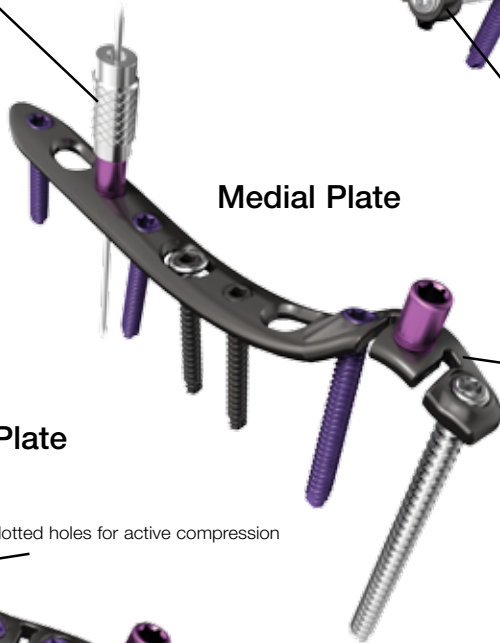


Posterior Lateral Plate



2.0 mm K-wire Adapter converts any F.A.S.T. GUIDE® into a fixed angle K-wire hole

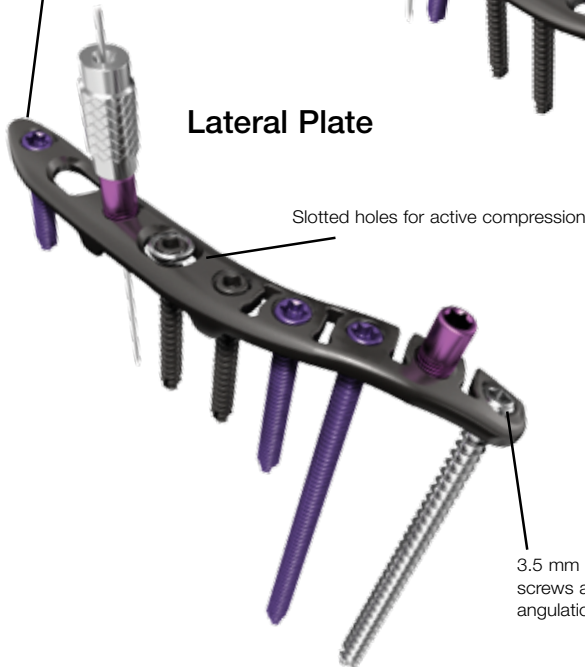
Medial Plate



Proximal bullet tip facilitates submuscular plate insertion

Design features allow for multiplanar plate contouring without compromising strength

Lateral Plate



Slotted holes for active compression

3.5 mm multi-directional locking screws allow for 25 degrees of angulation

Coronoid Plate



The Elbow Plating System features an extensive set of anatomically contoured implants to address a wide array of fractures around the elbow. The anatomic design of each plate matches the natural anatomy of the specified location. However, in-situ contouring is available for fine adjustment and patient specific customization.

The Elbow Plating System comes pre-loaded with Fixed Angle Screw Targeting Guides - F.A.S.T. Guides - that direct the trajectory of the drill through the screw hole in the plate. Additionally, F.A.S.T. Tabs™ technology allows for in-situ contouring for patient specific customization, while provisional fixation holes allow the plate to be securely positioned with K-wires.